

Pirate Adventure

Comprehension

English Year 1: Explain clearly their understanding of what is read to them. [More resources with this objective.](#)

English Year 2: Understand both the books that they can already read accurately and fluently and those that they listen to by answering and asking questions. [More resources with this objective.](#)

Section A Answer true or false questions about the text

Section B Finish the sentence from the text

Section C Answer questions using information from the text

Section D Write questions that could be asked about the text.

Fractions

Mathematics Year 1: Recognise, find and name a half as one of two equal parts of an object, shape or quantity. [More resources with this objective.](#)

Mathematics Year 1: Recognise, find and name a quarter as one of four equal parts of an object, shape or quantity. [More resources with this objective.](#)

Mathematics Year 2: Recognise, find, name and write fractions $\frac{1}{3}$, $\frac{1}{4}$, $\frac{2}{4}$ and $\frac{3}{4}$ of a length, shape, set of objects or quantity. [More resources with this objective.](#)

Section A Find $\frac{1}{2}$ of up to 10 objects

Section B Find $\frac{1}{2}$ and $\frac{1}{4}$ of up to 12 objects

Section C Find $\frac{1}{2}$, $\frac{1}{4}$, $\frac{3}{4}$ and $\frac{1}{3}$ of up to 16 objects

Section D Find $\frac{1}{2}$, $\frac{2}{4}$, $\frac{1}{4}$, $\frac{3}{4}$ and $\frac{1}{3}$ of up to 20 objects

Money Treasure

Mathematics Year 1: Recognise and know the value of different denominations of coins and notes. [More resources with this objective.](#)

Mathematics Year 2: Recognise and use symbols for pounds (£) and pence (p); combine amounts to make a particular value. [More resources with this objective.](#)

Section A Recognise amounts of money using 1p, 2p and 5p up to a total of 10p

Section B Recognise money using 1p, 2p, 5p, 10p and 20p up to a total of 50p

Section C Recognise money using 1p, 2p, 5p, 10p, 20p and 50p up to a total of 99p

Section D Recognise money using 1p, 2p, 5p, 10p, 20p and 50p using £ and p

Pirate Adventure

All about Pirate Pete

Science Year 1: Identify, name, draw and label the basic parts of the human body and say which part of the body is associated with each sense. [More resources with this objective.](#)

Science Year 2: Find out about and describe the basic needs of animals, including humans, for survival (water, food and air). [More resources with this objective.](#)

Section A Label parts of the body

Section B Label the parts of the body that provide our five senses. Label the senses

Section C Choose the basic needs for an animal

Section D Decide whether something is a 'want' or a 'need' for animals and humans

Map Directions

Geography KS1: Use simple compass directions (North, South, East and West) and locational and directional language [for example, near and far; left and right], to describe the location of features and routes on a map. [More resources with this objective.](#)

Section A One step moves using north, east, south and west

Section B Two step moves using north, east, south and west

Section C Write one step moves using north, east, south and west

Section D Write two step moves using north, east, south and west

Pirate Adventure – Pirate Pete can't find Polly

This is Pirate Pete and his parrot Polly. They are best friends.



They explore The Seven Seas on their trusty ship.
It is called The Jolly Roger.

Pirate Pete and Polly have had many adventures together.

One morning, Pirate Pete woke up in his cabin. He yawned. The sun was shining in through his porthole.

“Good Morning, Polly!” he cried.

There was no answer.

Pirate Pete looked around but Polly was nowhere to be seen.

He climbed out of his hammock. He checked behind the anchor.
She wasn't there.



He checked all over The Jolly Roger. Polly was no where to be seen.



Pirate Pete wondered where Polly could have gone.

He asked Pirate Paula if she had seen Polly.

She hadn't seen her either.



Pirate Pete was worried. Just then, he heard a clank. He heard a rattle and a clatter. The noise was coming from the treasure chest.

Pirate Pete was scared.



He carefully tip-toed across the deck. He reached out to the lock and twisted the key.

Suddenly, Pirate Pete was knocked backwards as wings flapped at him.

“Squawk!” howled Polly as she flew out of the treasure chest.

“There you are!” shouted Pirate Pete.

“Found me!” squawked Polly. “I love playing hide and seek. It's your turn!”

Pirate Adventure – Comprehension

Section A

Decide whether each statement is true or false

	True	False
The Pirate in the story is called Pete.	<input type="checkbox"/>	<input type="checkbox"/>
Pirate Pete has a pet octopus.	<input type="checkbox"/>	<input type="checkbox"/>
Pirate Pete couldn't find Polly.	<input type="checkbox"/>	<input type="checkbox"/>
Pirate Paula knew where Polly was.	<input type="checkbox"/>	<input type="checkbox"/>
Pirate Pete sleeps in a hammock.	<input type="checkbox"/>	<input type="checkbox"/>
Polly wasn't behind the anchor.	<input type="checkbox"/>	<input type="checkbox"/>
Polly was hiding in the treasure chest.	<input type="checkbox"/>	<input type="checkbox"/>

Section B

Use the story to help finish these sentences.

Pirate Pete's parrot is called .

They explore The Seven Seas together on their trusty ship, .

Pirate Pete climbed out of his .

Pirate Pete looked for Polly behind the .

The noise was coming from the .

Pirate Pete carefully tip-toed across the .

He reached out to the lock and twisted the .

I love playing hide and seek. It's your !

Section C

Answer the questions using information from the text

What is the Pirate's name?

Where does he live?

What is the name of his parrot?

Where did the pirate and his parrot explore?

What did the sun shine through?

What did Pirate Pete climb out of?

What is the friend of Pirate Pete called?

Where was Polly?

What was Polly playing?

Section D

Write 5 questions that could be asked about the story.
Don't forget to use a question mark.

Question	Answer

Pirate Adventure – Fractions

Section A

$$\frac{1}{2} \text{ of } \text{4 crabs} = \boxed{}$$

$$\frac{1}{2} \text{ of } \text{2 shells} = \boxed{}$$

$$\frac{1}{2} \text{ of } \text{6 anchors} = \boxed{}$$

$$\frac{1}{2} \text{ of } \text{8 parrots} = \boxed{}$$

$$\frac{1}{2} \text{ of } \text{10 pirates} = \boxed{}$$

Section B

$$\frac{1}{2} \text{ of } \text{4 shells} = \boxed{}$$

$$\frac{1}{4} \text{ of } \text{4 shells} = \boxed{}$$

$$\frac{1}{2} \text{ of } \text{8 crabs} = \boxed{}$$

$$\frac{1}{4} \text{ of } \text{8 crabs} = \boxed{}$$


$$\frac{1}{4} \text{ of } \text{4 anchors} = \boxed{}$$

$$\frac{1}{4} \text{ of } \text{8 pirates} = \boxed{}$$

$$\frac{1}{2} \text{ of } \text{12 parrots} = \boxed{}$$

$$\frac{1}{4} \text{ of } \text{12 parrots} = \boxed{}$$

Section C

$\frac{1}{2}$ of  =

$\frac{1}{4}$ of  =

$\frac{1}{3}$ of  =

$\frac{3}{4}$ of  =


$\frac{1}{4}$ of  =


$\frac{1}{3}$ of  =

$\frac{3}{4}$ of  =


$\frac{1}{2}$ of  =

Section D

$\frac{1}{4}$ of  =

$\frac{1}{3}$ of  =

$\frac{1}{2}$ of  =

$\frac{1}{3}$ of  =

$\frac{2}{4}$ of  =

$\frac{3}{4}$ of  =

$\frac{2}{4}$ of  =

Section A

How much money is in the treasure chest?




 = p






 = p




 = p







 = p

Section B

How much money is in the treasure chest?







 = p





 = p







 = p







 = p

Section C

How much money is in the treasure chest?

ONE PENNY 1 TEN PENCE 10 TWENTY PENCE 20p TWENTY PENCE 20p FIVE PENCE 5  = p

FIVE PENCE 5 TEN PENCE 10 FIFTY PENCE 50  = p

FIFTY PENCE 50 TWENTY PENCE 20p TWENTY PENCE 20p TWO PENCE 2 TWO PENCE 2  = p

FIFTY PENCE 50 TEN PENCE 10 TWO PENCE 2 TWENTY PENCE 20p  = p

Section D

How much money is in the treasure chest?

FIFTY PENCE 50 FIFTY PENCE 50 TEN PENCE 10 FIVE PENCE 5  =

FIFTY PENCE 50 TWO PENCE 2 TWENTY PENCE 20p TWENTY PENCE 20p TEN PENCE 10  =


FIFTY PENCE 50 FIFTY PENCE 50 TEN PENCE 10 TWO PENCE 2 ONE PENNY 1  =

FIFTY PENCE 50 TWENTY PENCE 20p TWENTY PENCE 20p TEN PENCE 10 TEN PENCE 10  =

Pirate Adventure – All about Pirate Pete

Section A

Label the body parts of Pirate Pete



foot

head

fingers

neck

mouth

leg

nose

ear

Section B

Label the body parts of Pirate Pete

Label the five senses

Body Part	
-----------	--

Sense	
-------	--

Body Part	
-----------	--

Sense	
-------	--



Body Part	
-----------	--

Sense	
-------	--

Body Part	
-----------	--

Sense	
-------	--

Body Part	
-----------	--

Sense	
-------	--

ears

fingers

nose

mouth

eyes

touch

taste

hearing

sight

smell

Section C

Choose the three things that Pirate Pete's parrot needs to survive.

feathers

tail

water

food

nest

legs

air

fur



Section D

Tick whether the item is what Pirate Pete and Polly Parrot need, or what they want.

A pirate ship to live on

Oxygen to breathe

A shiny belt buckle

Water to drink



A rope toy

Fruit to eat

A bed to sleep in

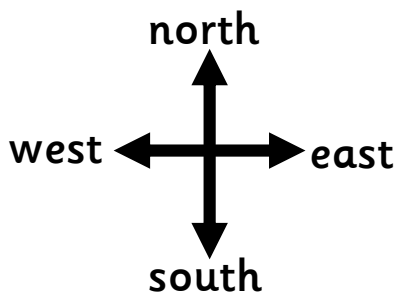

A perch to sit on




Pirate Adventure – Map Directions

Section A


Follow the instructions. Which space have I landed on?




From start, move north 2 spaces




From start, move east 2 spaces



From start, move west 1 space

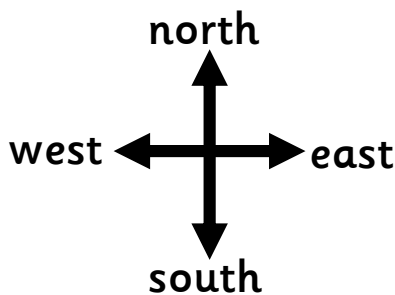


From start, move south 2 spaces




Section B


Follow the instructions. Which space have I landed on?




From start, move south 1 space, then west 1 space




From start, west 1 space, then north 2 spaces



From start, move east 2 spaces, then south 2 spaces









From start, move North 2 spaces, then east 1 space



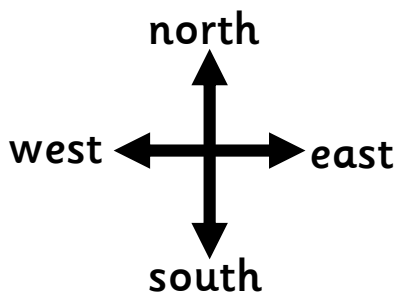
Section C

Write the instructions to land on the given space. The first one has been done as an example.

				
				
		Start		
				









From start, move north 2 spaces



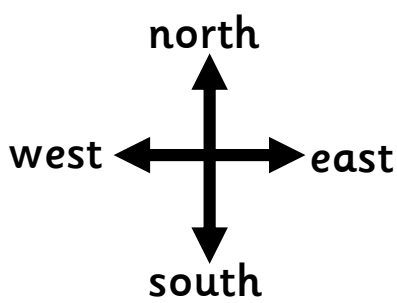
Section D

Write the instructions to land on the given space. The first one has been done as an example.

				
				
		Start		
				
				



From start, move north 2 spaces, then move east 1 space



Pirate Adventure – Comprehension

Section A

Decide whether each statement is true or false

	True	False
The Pirate in the story is called Pete.	<input checked="" type="checkbox"/>	<input type="checkbox"/>
Pirate Pete has a pet octopus.	<input type="checkbox"/>	<input checked="" type="checkbox"/>
Pirate Pete couldn't find Polly.	<input checked="" type="checkbox"/>	<input type="checkbox"/>
Pirate Paula knew where Polly was.	<input type="checkbox"/>	<input checked="" type="checkbox"/>
Pirate Pete sleeps in a hammock.	<input checked="" type="checkbox"/>	<input type="checkbox"/>
Polly wasn't behind the anchor.	<input checked="" type="checkbox"/>	<input type="checkbox"/>
Polly was hiding in the treasure chest.	<input checked="" type="checkbox"/>	<input type="checkbox"/>

Section B

Use the story to help finish these sentences.

Pirate Pete's parrot is called

Polly

They explore The Seven Seas together on their trusty ship,

The Jolly Roger

Pirate Pete climbed out of his

hammock

Pirate Pete looked for Polly behind the

anchor

The noise was coming from the

treasure chest

Pirate Pete carefully tip-toed across the

deck

He reached out to the lock and twisted the

key

I love playing hide and seek. It's your

turn

Section C

Answer the questions using information from the text

What is the Pirate's name?

Pete

Where does he live?

On The Jolly Roger

What is the name of his parrot?

Polly

Where did the pirate and his parrot explore?

The Seven Seas

What did the sun shine through?

A porthole

What did Pirate Pete climb out of?

His hammock

What is the friend of Pirate Pete called?

Pirate Paula

Where was Polly?

In the treasure chest

What was Polly playing?

Hide and seek

Section D

Write 5 questions that could be asked about the story.
Don't forget to use a question mark.

Answers will vary

Question	Answer

Pirate Adventure – Fractions

Section A

$$\frac{1}{2} \text{ of } \text{4 crabs} = \boxed{2}$$

$$\frac{1}{2} \text{ of } \text{2 shells} = \boxed{1}$$

$$\frac{1}{2} \text{ of } \text{6 anchors} = \boxed{3}$$

$$\frac{1}{2} \text{ of } \text{8 parrots} = \boxed{4}$$

$$\frac{1}{2} \text{ of } \text{10 pirates} = \boxed{5}$$

Section B

$$\frac{1}{2} \text{ of } \text{4 shells} = \boxed{2}$$

$$\frac{1}{4} \text{ of } \text{4 shells} = \boxed{1}$$

$$\frac{1}{2} \text{ of } \text{8 crabs} = \boxed{4}$$

$$\frac{1}{4} \text{ of } \text{8 crabs} = \boxed{2}$$


$$\frac{1}{4} \text{ of } \text{4 anchors} = \boxed{1}$$

$$\frac{1}{4} \text{ of } \text{8 pirates} = \boxed{2}$$

$$\frac{1}{2} \text{ of } \text{12 parrots} = \boxed{6}$$

$$\frac{1}{4} \text{ of } \text{12 parrots} = \boxed{3}$$

Section C

$\frac{1}{2}$ of  = 10

$\frac{1}{4}$ of  = 3

$\frac{1}{3}$ of  = 2

$\frac{3}{4}$ of  = 3


$\frac{1}{4}$ of  = 4


$\frac{1}{3}$ of  = 4

$\frac{3}{4}$ of  = 6


$\frac{1}{2}$ of  = 6


Section D

$\frac{1}{4}$ of  = 4

$\frac{1}{3}$ of  = 3

$\frac{1}{2}$ of  = 6

$\frac{1}{3}$ of  = 5

$\frac{2}{4}$ of  = 6

$\frac{3}{4}$ of  = 15

$\frac{2}{4}$ of  = 8

Section A

How much money is in the treasure chest?




 = p






 = p




 = p







 = p

Section B

How much money is in the treasure chest?







 = p





 = p







 = p







 = p

Section C

How much money is in the treasure chest?

  = p

  = p

  = p

  = p

Section D

How much money is in the treasure chest?

  =

  =


  =

  =

Pirate Adventure – All about Pirate Pete

Section A

Label the body parts of Pirate Pete




foot	head	fingers	neck
mouth	leg	nose	ear

Section B

Label the body parts of Pirate Pete

Label the five senses



ears	fingers	nose	mouth	eyes
touch	taste	hearing	sight	smell

Section C

Choose the three things that Pirate Pete's parrot needs to survive.

water

food

air

feathers

tail

water

food

nest

legs

air

fur



Section D

Tick whether the item is what Pirate Pete and Polly Parrot need, or what they want.

Want

Need

A pirate ship to live on

Oxygen to breathe

A shiny belt buckle

Water to drink



Want

Need

A rope toy

Fruit to eat

A bed to sleep in









A perch to sit on

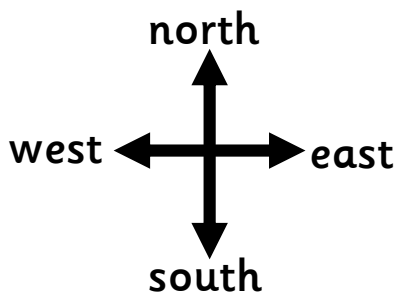


Pirate Adventure – Map Directions



Section A

Follow the instructions. Which space have I landed on?



				
				
		Start		
				





From start, move north 2 spaces

	
✓	



From start, move east 2 spaces

	
	✓

From start, move west 1 space








	
✓	

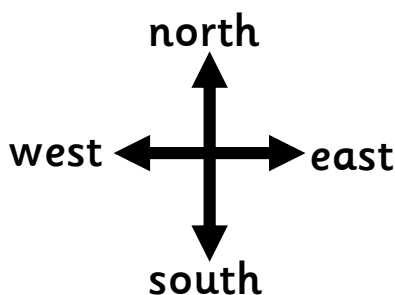
From start, move south 2 spaces

	
✓	



Section B

Follow the instructions. Which space have I landed on?



				
				
		Start		
				
				





From start, move south 1 space, then west 1 space

	
	✓



From start, west 1 space, then north 2 spaces

	
	✓

From start, move east 2 spaces, then south 2 spaces

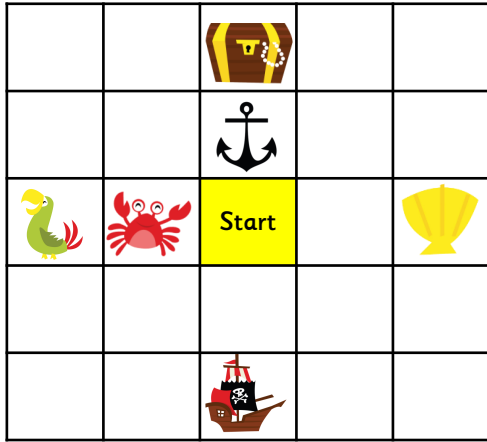
	
✓	

From start, move north 2 spaces, then east 1 space

	
✓	

Section C

Write the instructions to land on the given space. The first one has been done as an example.



From start, move north 2 spaces



From start, move west 1 space



From start, move south 2 spaces



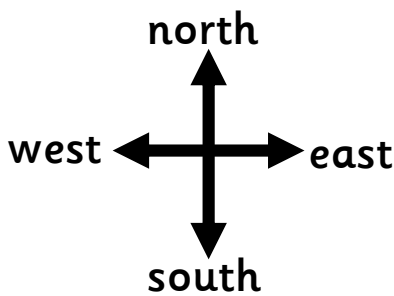
From start, move east 2 spaces



From start, move west 2 spaces




From start, move north 1 space



Section D

Write the instructions to land on the given space. The first one has been done as an example.



From start, move north 2 spaces, then move east 1 space



From start, move west 2 spaces, then south 1 space



From start, move north 1 space, then west 1 space



From start, move south 1 space, then east 1 space



From start, move north 2 spaces, then west 2 spaces



From start, move south 2 spaces, then west 1 space

