


4a. True or false? The following objects are divided into half.




Explain how you know.



R

4b. True or false? The following objects are divided into half.

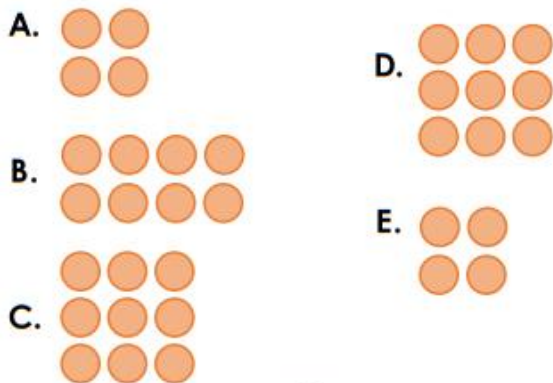


Explain how you know.



R

5a. Match the halves to find the odd one out.

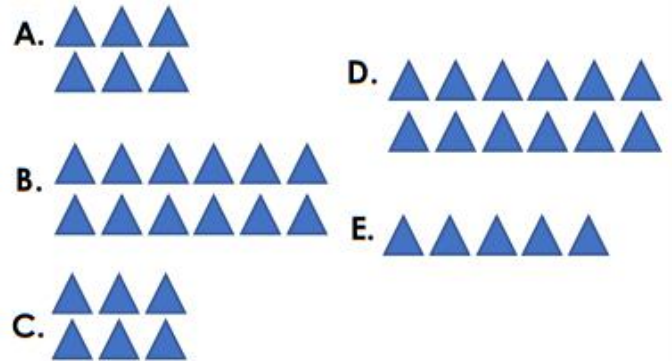


Draw the matching half for the odd one out.



PS

5b. Match the halves to find the odd one out.



Draw the matching half for the odd one out.



PS

6a. Mary and Ashley are talking about halves.



It is not a half because the shape is not split down the middle.

It is  $\frac{1}{2}$  because the shape has two equal parts.



Who is correct? Convince me.



R

6b. Sam and Leah are talking about halves.



It is not a half because the parts are not equal.

It is a  $\frac{1}{2}$  because the shape has been split into two parts.



Who is correct? Convince me.



R