








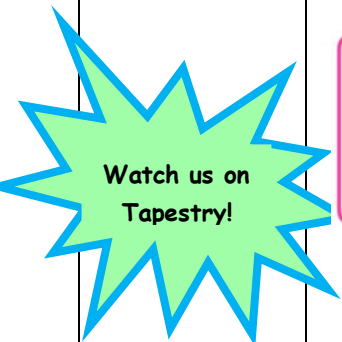


Spring 2 'Animals'

Week 2 Handa's Surprise




	Phonics	Literacy/Maths	Other Activities						
Monday 1st March	<p>New sound: 'ure' digraph</p>  <p>Please watch the video on Tapestry in 'Planned activities'.</p>	<p>Listen to the story:</p>  <p>Draw and write your favourite food. What would you put in your basket?</p>	<p><u>Make a Fruit Kebab/Salad</u></p> <p>Make a fruit kebab or salad using your favourite fruit. Talk about why fruit is healthy and why you should eat some every day? What else should you eat every day?</p> 						
Tuesday 2nd March	<p>Phonics Recap phase 3</p>  <p>Please watch the video on Tapestry in 'Planned activities'.</p>	<p><u>Subtracting Fruit</u></p> <p>Follow the Loom lesson about subtracting one digit numbers.</p>  <table border="1" data-bbox="694 1281 1053 1444"> <tr> <td></td> <td>$6-2=$</td> </tr> <tr> <td></td> <td>$4-1=$</td> </tr> <tr> <td></td> <td>$5-2=$</td> </tr> </table>		$6-2=$		$4-1=$		$5-2=$	<p><u>Weaving</u></p> <p>Fold a piece of paper in half and cut slices into it. Cut strips of coloured paper. Thread the strips of paper by weaving in and out.</p> 
	$6-2=$								
	$4-1=$								
	$5-2=$								
Wednesday 3rd March	<p>Phonics Recap phase 3</p>  <p>Please watch the video on Tapestry in 'Planned activities'.</p>	<p><u>I spy safari poem</u></p> <p>I spy... Long grass Hot sun A stripy zebra A strong lion</p> 	<p>Using a paper plate, cardboard or pasta shapes create an African Necklace.</p> 						



Who Laid This Egg?

Spring 2 'Animals'

Week 2 Handa's Surprise

<p>Thursday 4th March</p> <p>(World Book Day)</p>	<p><u>The Masked Reader</u></p>  <p>Listen to the stories. Guess who and what they are reading.</p>	<p>Are you a share a story reading star?</p>  <p>Book Scavenger Hunt.</p> <p>Put on a puppet show using your toys.</p> <p>Play the game: "And then what happens".</p>	<p>Draw a cartoon bookmark with Rob.</p> <p>Make your favourite book character mask using a blank template.</p> <p>Paint/draw a picture of your favourite story character.</p> <p>Make a Gruffalo Crumble.</p> 
<p>Friday 5th March</p>	<p><u>Handwriting</u></p> <p>Watch the video of Mrs Mulholland demonstrating 'curves to start' letters c, s and q.</p> <p>https://teachhandwriting.co.uk/continuous-cursive-beginners-choice-3.html</p> <p>Click on the link for support on continuous cursive letter formation.</p> <p>If your child is not quite ready for this then please continue with forming letters correctly in print.</p>	<p><u>Woodland Workshop</u></p> <p><u>Animal identification</u></p> <p>Can you spot some animals on a walk...talk about what they are, where live and what they eat.</p> 	<p><u>Fizzy Friday Activities</u></p> <p>Make a paper chain snake.</p> <p>Make your own African instrument.</p> <p>Play animal charades.</p> <p>Have a family dance party.</p> <p>Make bingo cards and play bingo with your family.</p> <p>Make an indoor maze with cushions, throws, tape...</p> <p>Cook something new with your family.</p> <p>How long can you balance on one leg like a flamingo?</p>

Who Laid This Egg?